



District Report Card: 2017


State: Jharkhand	District: Ranchi
Class: 3	Subject: Mathematics
Schools: 61	Students: 1097


Participation/Coverage


Students

 GENDER	Boys		Girls	
	Number	%	Number	%
	489	44.58	608	55.42

 AREA	Rural		Urban	
	Number	%	Number	%
	709	64.63	388	35.37

 CATEGORY	SC		ST		OBC		GEN	
	Number	%	Number	%	Number	%	Number	%
	111	10.12	610	55.61	351	32.00	25	2.28

 CWSN	LD	VI	HI	S&LD	ID	Oth
	0	7	2	4	7	1

 Management	Government		Government-aided	
	Number	%	Number	%
	777	70.83	320	29.17

Average Performance of Students in Mathematics (%)

Overall	Gender		Area		Management		Social Group			
	Male	Female	Rural	Urban	Govt.	Aided	SC	ST	OBC	GEN
65.18	65.77	64.71	64.17	67.03	65.36	64.75	68.41	63.78	66.93	60.53

Performance on Learning Outcomes (LOs)

Learning Outcomes	Description	Average Performance(%)
M301	Reads and writes numbers up to 999 using place value	59.91
M302	Compares numbers up to 999 based on their place values	75.48
M303	Solves simple daily life problems using addition and subtraction of three digit numbers with and without regrouping	58.78
M304	Constructs and uses the multiplication facts (up till 10) in daily life situations	64.95
M305	Analyses and applies an appropriate number operation in the situation/ context	60.26
M306	Explains the meaning of division facts by equal grouping/sharing and finds it by repeated subtraction	64.08
M309	Identifies and makes 2D-shapes by paper folding, paper cutting on the dot grid, using straight lines etc.	80.84
M311	Fills a given region leaving no gaps using a tile of a given shape	64.59
M312	Estimates and measures length and distance using standard units like centimeters or meters & identifies relationships	40.58
M317	Reads the time correctly to the hour using a clock/watch	79.03
M318	Extends patterns in simple shapes and numbers	55.79
M319	Records data using tally marks, represents pictorially and draws conclusions	76.75

Range of Performance of Students who Answered Correctly							
Below 30%		30% - 50%		50% - 75%		Above 75%	
Number	%	Number	%	Number	%	Number	%
92	8.39	191	17.41	408	37.19	406	37.01

Lowest Performing Learning Outcomes (LOs)

- 1 - Estimates and measures length and distance using standard units like centimeters or meters & identifies relationships (40.58)
- 2 - Extends patterns in simple shapes and numbers (55.79)
- 3 - Solves simple daily life problems using addition and subtraction of three digit numbers with and without regrouping (58.78)
- 4 - Reads and writes numbers up to 999 using place value (59.91)
- 5 - Analyses and applies an appropriate number operation in the situation/ context (60.26)